



BCN 038/...

BICYCLE FOR TRANSLATION ON SPAN

Suitable for warning spheres and spacers installation on single or bundled conductor overhead lines.

Made of welded light aluminum alloy (certified TIG system).


Main features:

- Cardan joint transmission system
- Dynamic negative brake system
- Low transmission ratio to reduce effort on pedals
- Maximum (recommended) span inclination up to 30%
- Adjustable seat
- High tenacity nylon sheaves with high adhesion-coefficient material lining, on ball-bearing
- Stationary brake device
- Adjustable spacing distance: 400, 457, and 500 mm for Twin and Quad bundle configuration 400 mm (457, 500 mm on request) for Triple bundle configuration.
- Counter meter device

Motorized version available for all models:

Motorized bicycle **Mod. BCN 038/...M**

- 2 stroke gasoline engine – 2.4 HP (1.8 kW);
- Max speed 20 m/min;
- Maximum slope 25%;
- Neutral gear for pedalling;
- Additional weight of 12 kg compared to the standard version.



Stationary brake and meter counter device



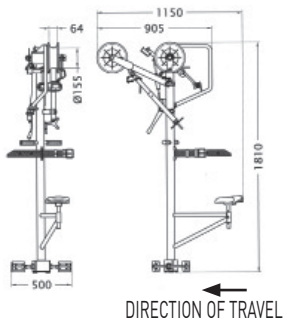
Negative brake

ALUMINUM ALLOY EQUIPMENT FOR OVERHEAD LINES

038/1

BICYCLE FOR SINGLE CONDUCTOR


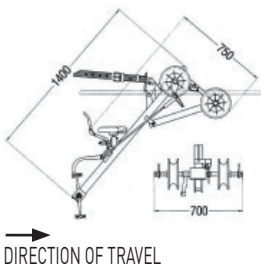
Weight: 25 kg
Working load/pay load: 100 daN



038/2

BICYCLE FOR TWIN BUNDLE CONDUCTOR

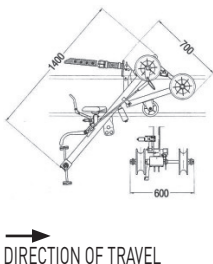
Weight: 35 kg
Working load/pay load: 100 daN



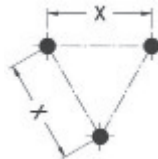
038/3

BICYCLE FOR TRIPLE BUNDLE CONDUCTOR

Weight: 38 kg
Working load/pay load: 100 daN



X= To be specified
(Range between
500mm and 500mm)



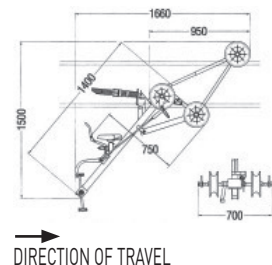
038/4

BICYCLE FOR QUAD BUNDLE CONDUCTOR

Weight: 42 kg
Working load/pay load: 100 daN

Upon request:

Device to transform a Twin bundle model into a quad bundle model (Art. BCN 038/2-4)



038/1C

BICYCLE FOR SINGLE CONDUCTOR

Cart version, suitable for warning spheres and spacers installation on single conductor overhead lines.

Made of welded light aluminum alloy (certified TIG system)

Main features:

- Cardan joint transmission system;
- Dynamic Negative brake system;
- Stationary brake device;
- Low transmission ratio to reduce effort on pedals;
- Maximum inclination 30%;
- Adjustable seat;
- Aluminum sheaves on ball-bearing;
- Counter meter device.

Working load/pay load: 150 daN

Weight: 67 kg



←
DIRECTION OF TRAVEL

